



**Make paper redcap mushrooms in class
by following the instructions below.**




Roll one quarter of A4 paper into a tube




Glue




**Cut and splay
one end**



Cut a circle about 8cm in diameter



**Cut a line into the middle and
glue into a cone shape**



**Glue on the stem to the underside
of the "cap"**



Glue on spots of white paper



Draw a face using a black pen.



These students have also cut a green paper base of grass.



**Manil and Manisha
the Proud Mushrooms.
Extra resources on the
CD or at the SHIVA
Charity Resources
Centre**